

2 Your world

Grammar: *he/she/they • his/her*
Vocabulary: Countries • Adjectives
Everyday English: Numbers 11–30

STARTER 1 Find your country on the map on page 9. Find these countries on the map.


Australia Brazil Egypt China England France Korea Mexico Japan Canada Spain the United States

2 CD1 16 Listen and repeat.

SHE'S FROM JAPAN

he/she, his/her

1 CD1 17 Read and listen.




CD1 17 Listen and repeat.

2 Stand up and practice.

Where are you from?

I'm from Korea/Brazil ...

3 CD1 18 Read, listen, and repeat.



His name's Mario. He's from Brazil.



Her name's Yuka. She's from Japan.

GRAMMAR SPOT

he's = he is she's = she is


►► Grammar Reference 2.1–2.2 p. 119

QUESTIONS

Where's he from?

1 Complete the sentences.

1 His name's Kevin.
He's from the United States.



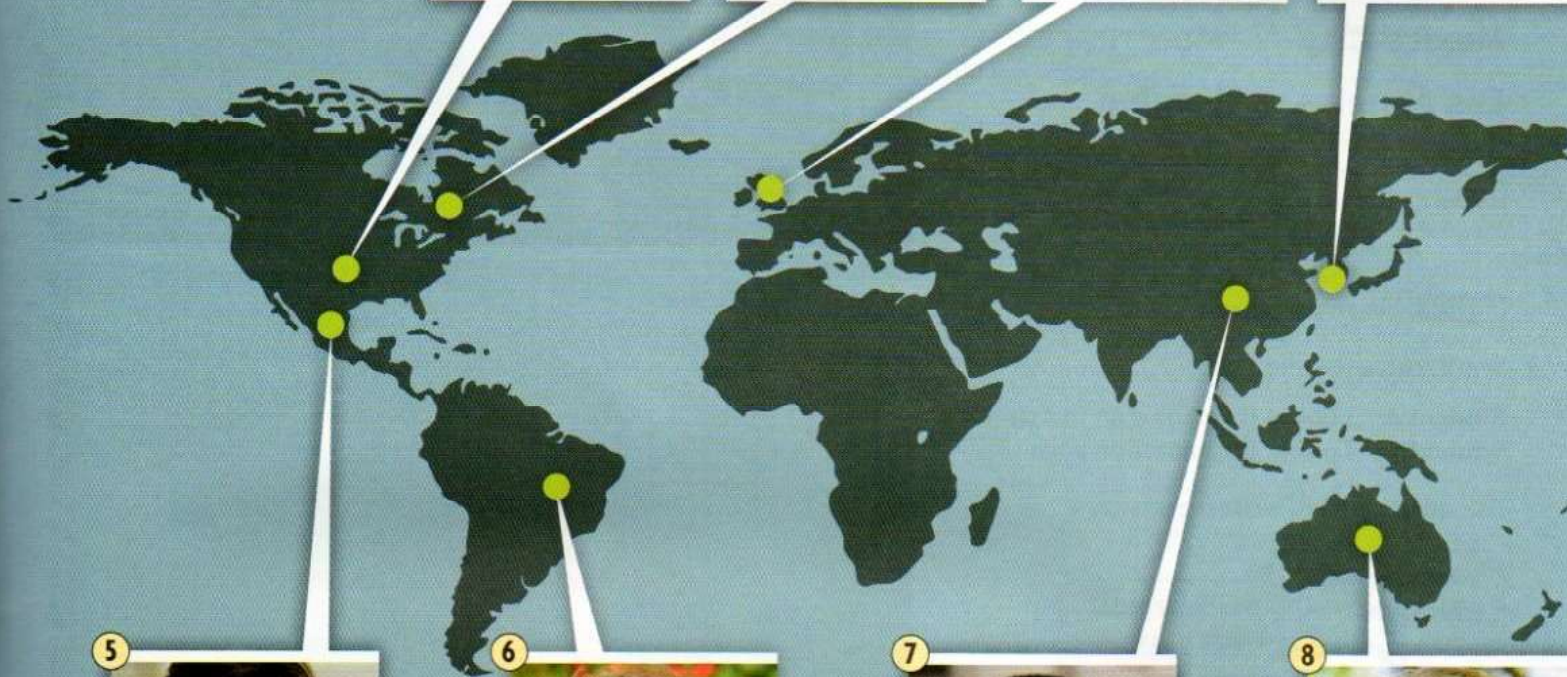
2 _____ name's Kim.
She's _____.



3 _____ name's Simon.
He's _____.



4 _____ name's Mi-young.
She's _____.



_____ name's Hector.
He's _____.



_____ name's Juliana.
She's _____.



_____ name's Yong.
He's _____.



_____ name's Hayley.
She's _____.

CDI 19 Listen and check. Repeat the sentences.

2 **CDI 20** Listen and repeat the questions.

What's his name? Where's he from?

What's her name? Where's she from?



3 Ask and answer questions about the people in the photographs.

What's his name?

His name's Kevin.

Where's he from?

He's from the United States.

GRAMMAR SPOT

- 1 Where's = Where is
- 2 Complete the questions with *is* or *are*.
Where _____ she from?
Where _____ he from?
Where _____ you from?

►► Grammar Reference 2.3 p. 119

PRACTICE

Cities and countries

1 Where are the cities? Ask and answer.

Miami	São Paulo
Beijing	Sydney
Seoul	Tokyo
Mexico City	Montreal
Los Angeles	London

Where's Miami?

It's in the United States.

CD1 21 Listen and check.

2 Work with a partner.

Student A Look at the photos on this page.

Student B Look at the photos on page 132.

Ask questions and write the answers.

What's her name?

Where's she from?

What's his name?

Where's he from?

Talking about you

3 Ask about the students in the class.

What's his name?

His name's Fernando.

Where's he from?




He's from Peru.
From Lima.


What's her name?

Her name's Rosa.


Where's she from?

She's from
Lima, too.






His name's Andrei.
He's from Moscow.



Her name's Ashlee. She's
from Los Angeles.



Questions and answers

4 **CD1 22** Listen and complete the conversation. Practice it.



Juliana Hello, I'm Juliana. What's your name?

Bruno _____ name's Bruno.

J Hello, Bruno. Where are you _____?

B _____ from Brazil. Where are you from?

J Oh, I'm from Brazil, too. _____ from São Paulo.

B Really? I'm from São Paulo, too!

J Oh, nice to meet you, Bruno.

5 **CD1 23** Listen and write the countries.

1. Luis: Mexico Akemi: _____

2. Charles: _____ Mike: _____

3. Loretta and Jason: _____

6 Match the questions and answers.

- | | |
|--|--------------------------------|
| 1. <input checked="" type="checkbox"/> Where are you from? | a. His name's Bruno. |
| 2. <input type="checkbox"/> What's her name? | b. He's from São Paulo. |
| 3. <input type="checkbox"/> What's his name? | c. It's in Canada. |
| 4. <input type="checkbox"/> Where's he from? | d. I'm from Brazil. |
| 5. <input type="checkbox"/> What's this in English? | e. Fine, thanks. |
| 6. <input type="checkbox"/> How are you? | f. Her name's Mi-young. |
| 7. <input type="checkbox"/> Where's Montreal? | g. It's a computer. |

CD1 24 Listen and check.

With a partner, cover the answers. Practice the questions and answers. Then cover the questions. Practice again.

Check it

7 Put a check (✓) next to the correct sentence.

- | | |
|---|---|
| 1. <input type="checkbox"/> My name Yuka. | 7. <input type="checkbox"/> He's from Brazil. |
| <input checked="" type="checkbox"/> My name's Yuka. | <input type="checkbox"/> His from Brazil. |
| 2. <input type="checkbox"/> What's he's name? | 8. <input type="checkbox"/> Where she from? |
| <input type="checkbox"/> What's his name? | <input type="checkbox"/> Where's she from? |
| 3. <input type="checkbox"/> "What's his name?" "Kevin." | 9. <input type="checkbox"/> What's her name? |
| <input type="checkbox"/> "What's her name?" "Kevin." | <input type="checkbox"/> What's she name? |

READING AND SPEAKING

Where are they from?

1 **CD1 25** Read and listen.



This is a photograph of Claude and Holly Duval from Montreal in Canada. They are on vacation in New York City. Holly is from Canada and Claude is from France. They are married. Holly is a teacher. Her school is in the center of Montreal. Claude is a doctor. His hospital is in the center of Montreal, too.

2 Complete the sentences.

- Holly is from _____ in Canada.
- She's a _____.
- Her _____ is in the center of Montreal.
- Claude is from _____.
- He's a _____.
- His hospital is in the _____ of Montreal.
- They _____ in New York.
- They are _____.

3 Write questions with *What ... ?* and *Where ... ?* about Claude and Holly. Ask a partner.

What ... name? Where ... from?
Where ... school? Where ... hospital?

GRAMMAR SPOT

Write *is* or *are*.

She _____ a teacher.

He _____ a doctor.

They _____ from Canada.

► Grammar Reference 2.4 p. 119

4 **CD1 26** Listen to Claude and Holly. Complete the conversations.

- fantastic** 😊 **building**
 C What's this building?
 H It's the Empire State Building!
 It's _____!
- awful** ☹️ **weather**
 C Oh, no! Look at the _____!
 H Ugh! It's _____!
- really good** 😊 **hamburger**
 H Wow! Look at my _____!
 It's fantastic!
 C My hamburger is _____, too!
- beautiful** 😊 **Look**
 C Wow! _____ at Central Park!
 H It's _____!

CD1 26 Listen and check. Practice the conversations.



EVERYDAY ENGLISH

Numbers 11–30

1 Say the numbers 1–10 around the class.

2 **CD1 27** Listen, read, and repeat.

11 eleven **12** twelve **13** thirteen **14** fourteen **15** fifteen

16 sixteen **17** seventeen **18** eighteen **19** nineteen **20** twenty

Say the numbers 1–20 around the class.

3 Write the numbers your teacher says (between 1 and 20). Say the numbers your teacher writes.

4 Match the numbers.

21	twenty-five
22	twenty-seven
23	twenty-one
24	twenty-eight
25	twenty-two
26	twenty-four
27	twenty-nine
28	twenty-three
29	thirty
30	twenty-six

CD1 28 Listen and repeat.

Say the numbers 1–30 around the class.

5 **CD1 29** Listen and circle the numbers you hear.

1. 22	12	10	20
2. 17	15	16	14
3. 21	29	19	9
4. 11	7	17	27
5. 23	3	13	30

6 Work with a partner.

Student A Write five numbers. Say them to your partner.

Student B Write the numbers you hear. **14 24 ...**

7 Look at the pictures. How old is he/she?

I think she's 18 months.

No, I think she's about 2.

